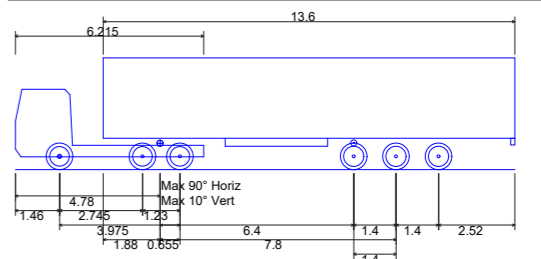
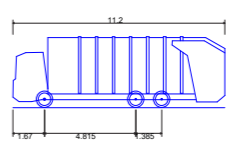


**MAXIMUM LEGAL LENGTH ARTICULATED VEHICLE PROFILE**

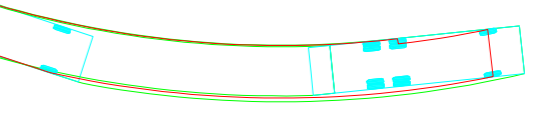


Articulated Vehicle with Twin Steered Tractor  
 Overall Length 16.500m  
 Overall Width 2.550m  
 Overall Body Height 3.691m  
 Min Body Ground Clearance 0.426m  
 Max Track Width 2.500m  
 Lock to lock time 6.00s  
 Kerb to Kerb Turning Radius 6.987m

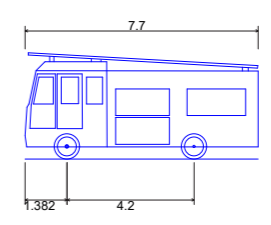
**LARGE REFUSE VEHICLE PROFILE**



Phoenix 2 Duo (P2-15W with Elite 6x4 chassis)  
 Overall Length 11.200m  
 Overall Width 2.530m  
 Overall Body Height 3.751m  
 Min Body Ground Clearance 0.304m  
 Track Width 2.500m  
 Lock to lock time 4.00s  
 Kerb to Kerb Turning Radius 9.500m



**FIRE TENDER VEHICLE PROFILE**



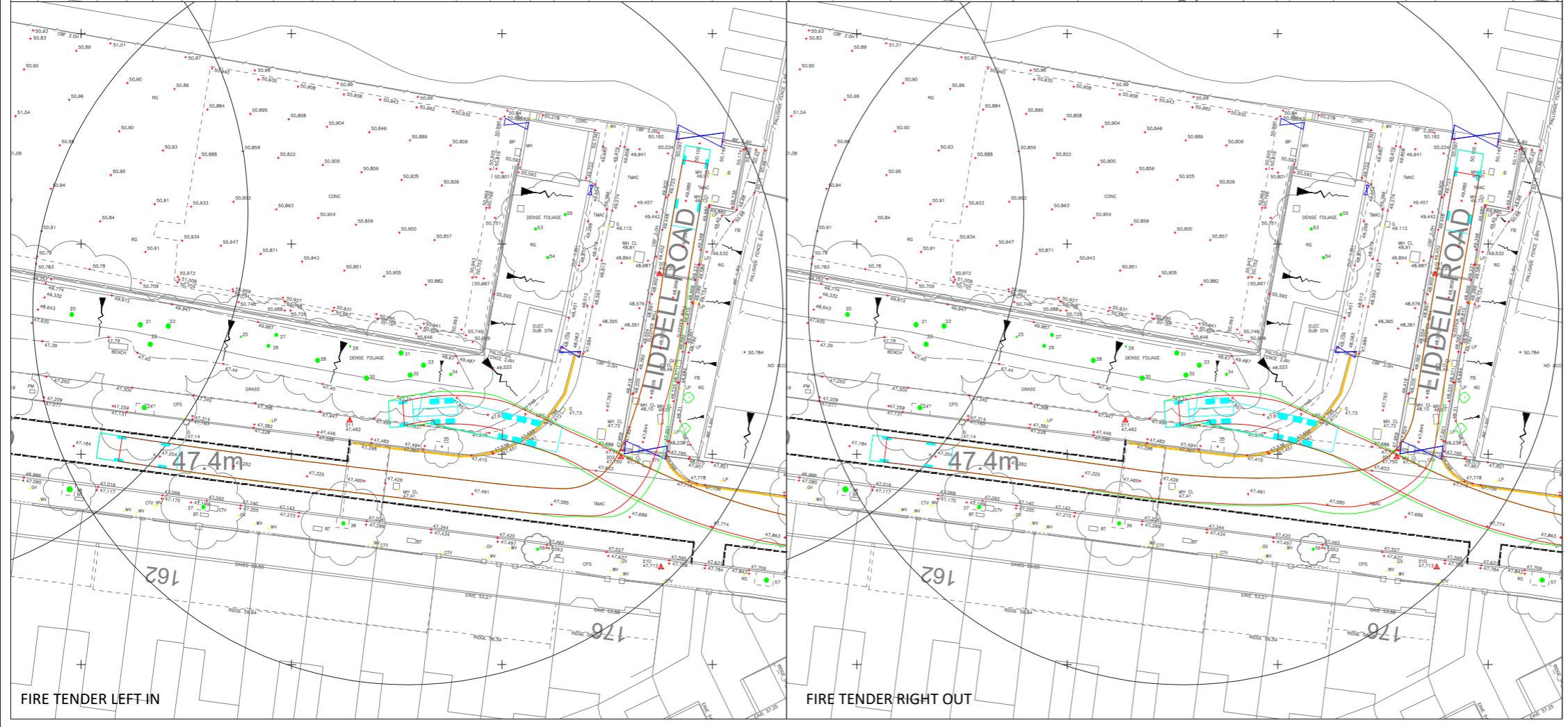
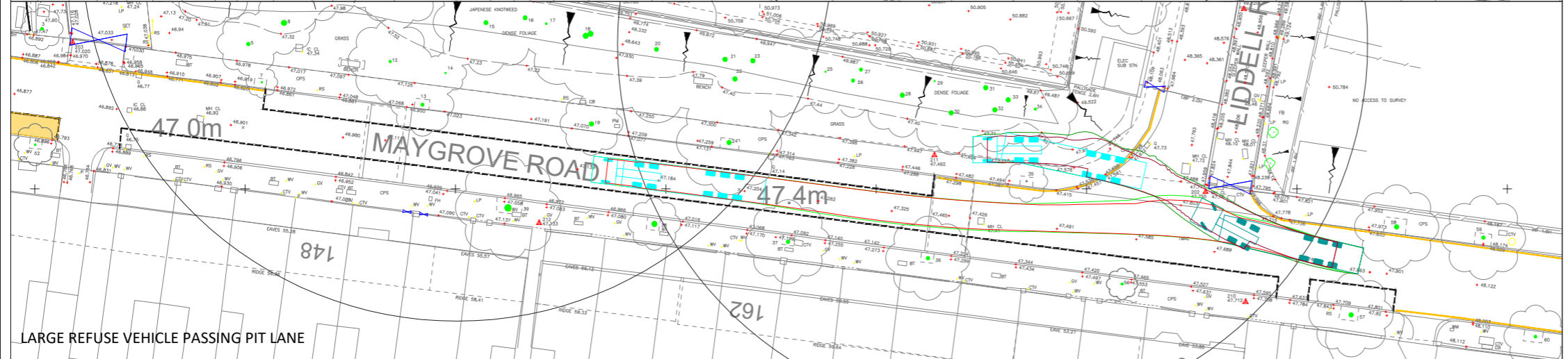
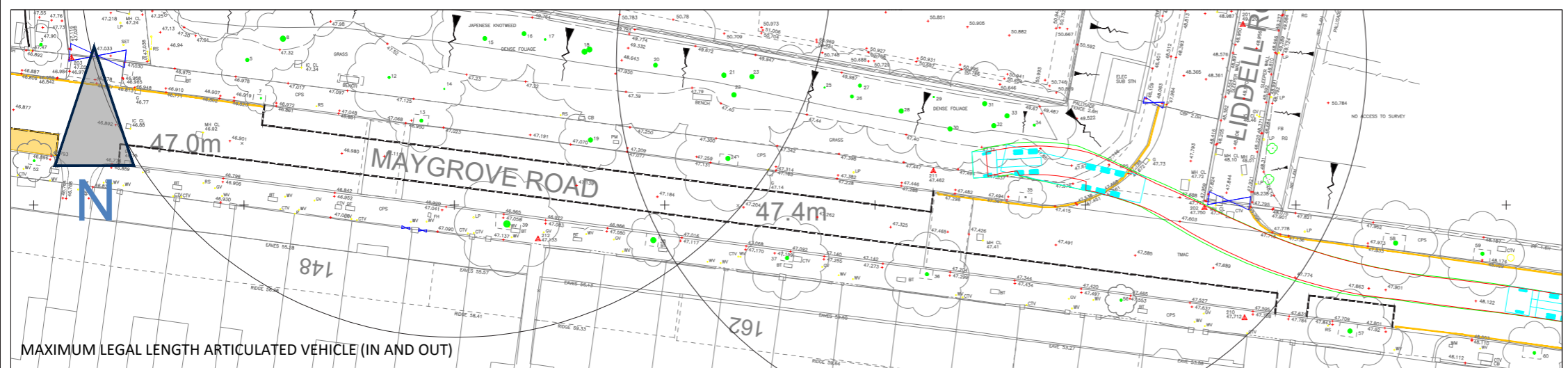
Dennis Sabre Fire Tender (LWB)  
 Overall Length 7.700m  
 Overall Width 2.430m  
 Overall Body Height 3.512m  
 Min Body Ground Clearance 0.397m  
 Track Width 2.380m  
 Lock to lock time 5.00s  
 Kerb to Kerb Turning Radius 7.400m

Reproduced from Ordnance Survey digital data with the permission of the Controller of Her Majesty's Stationery Office, Crown copyright (License number 100061842).

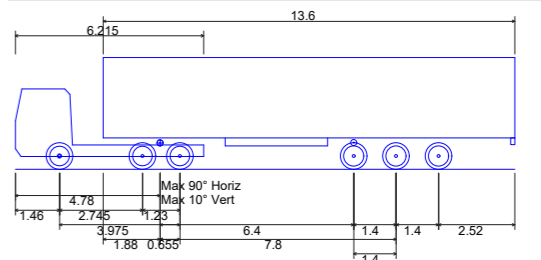
Drawn by <b>BW</b>	Approved by <b>DF</b>	Date <b>20.04.22</b>
Scale <b>1:500 @ A3</b>	Drawing No <b>SY-21-0012.016</b>	
Drawing Title <b>CONSTRUCTION SWEEP PATHS</b>		Rev <b>B</b>





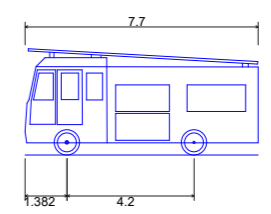


**MAXIMUM LEGAL LENGTH ARTICULATED VEHICLE PROFILE**



- Articulated Vehicle with Twin Steered Tractor
- Overall Length 13.600m
- Overall Width 2.550m
- Overall Body Height 3.691m
- Min Body Ground Clearance 0.426m
- Max Track Width 2.500m
- Lock to lock time 6.00s
- Kerb to Kerb Turning Radius 6.987m

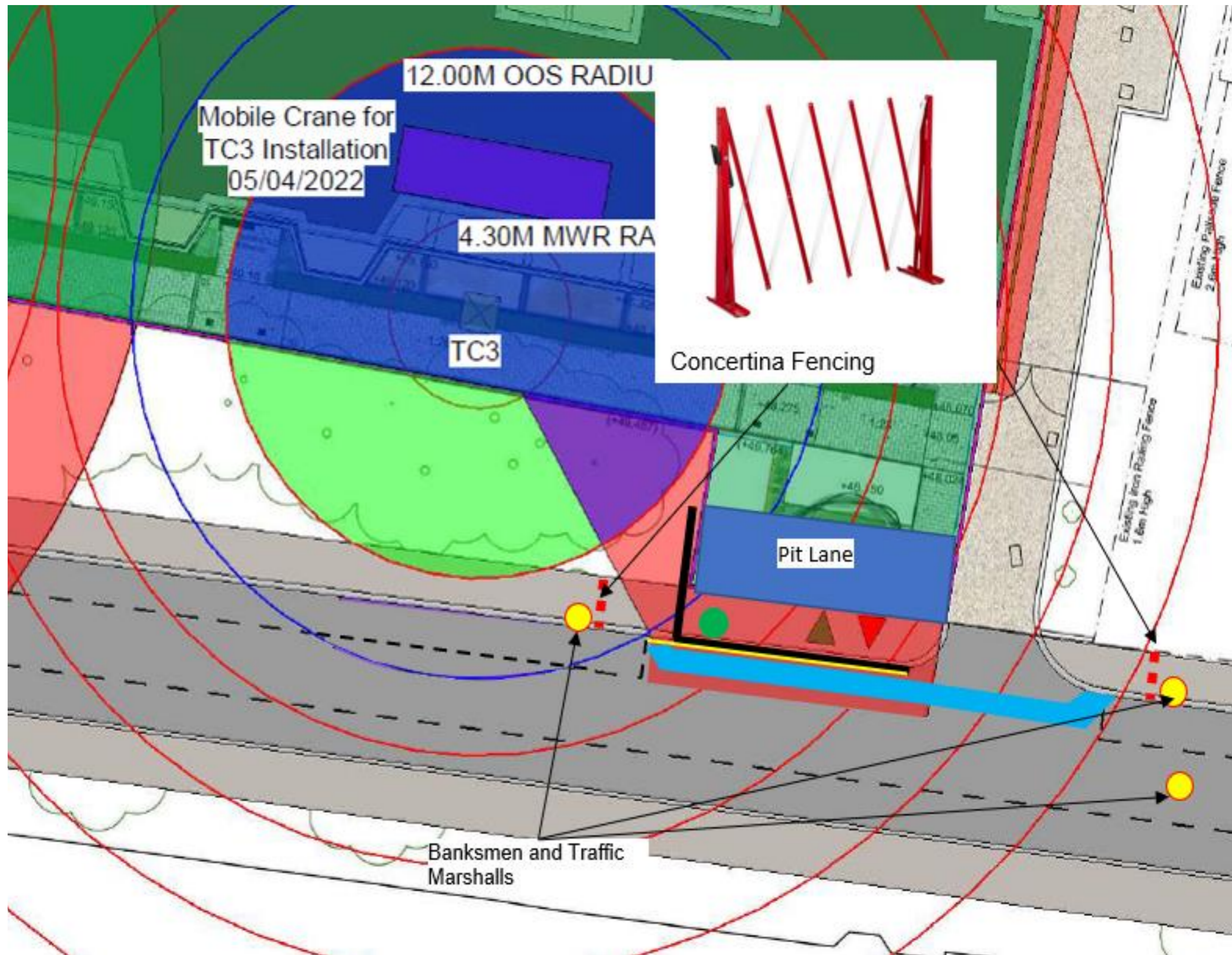
**FIRE TENDER VEHICLE PROFILE**

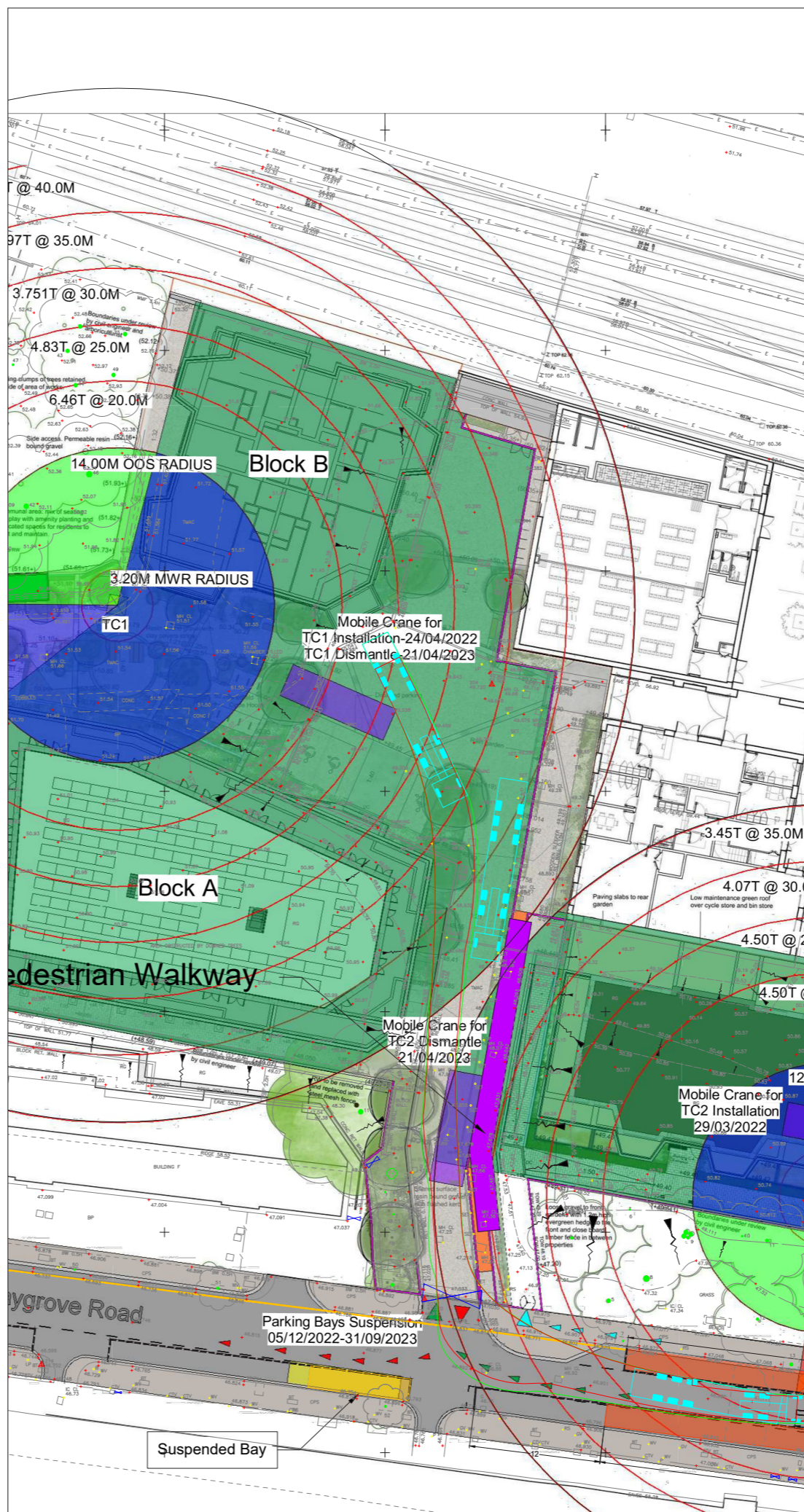
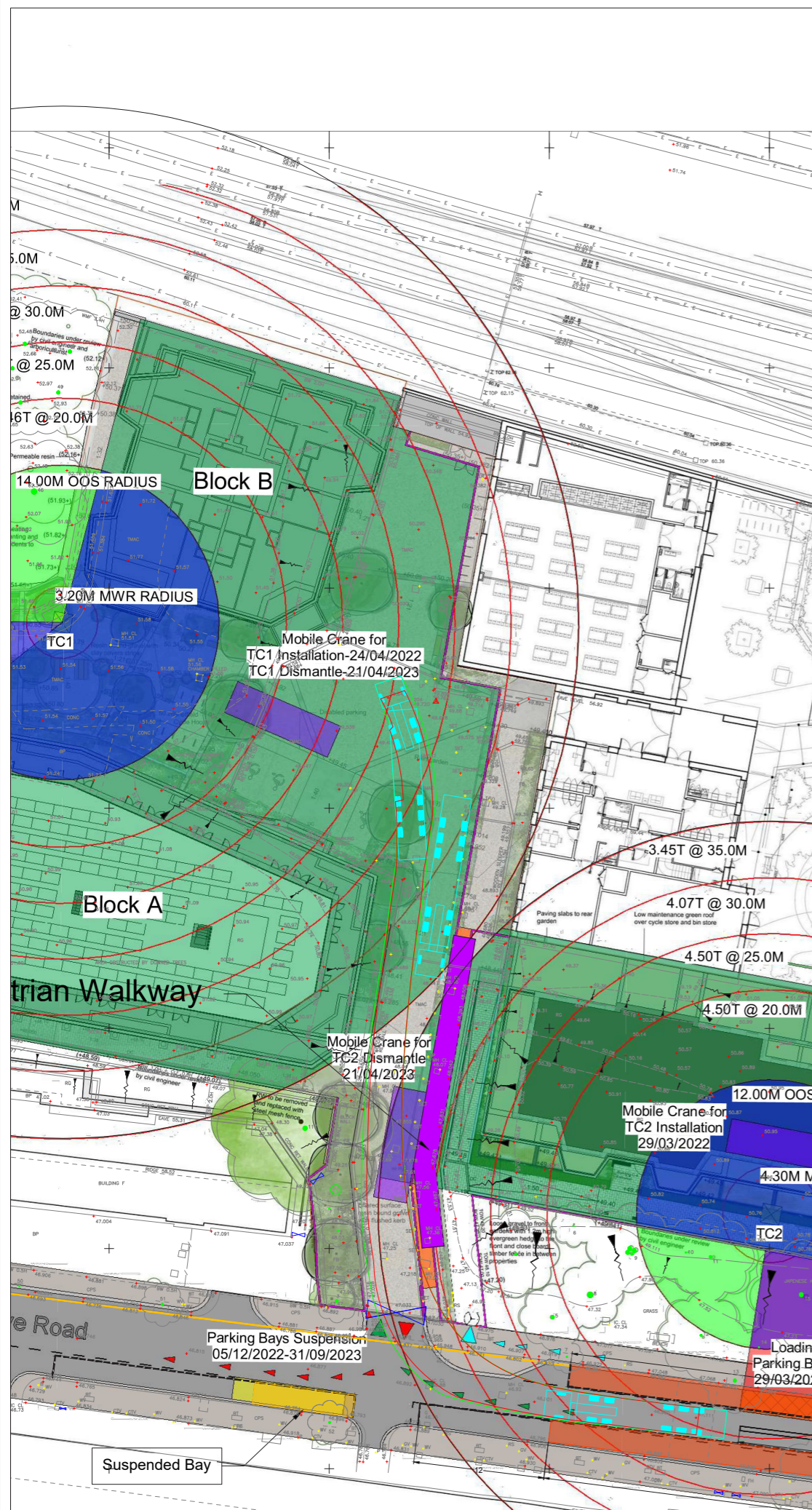


- Dennis Sabre Fire Tender (LWB)
- Overall Length 7.700m
- Overall Width 2.430m
- Overall Body Height 3.512m
- Min Body Ground Clearance 0.397m
- Track Width 2.380m
- Lock to lock time 5.00s
- Kerb to Kerb Turning Radius 7.400m

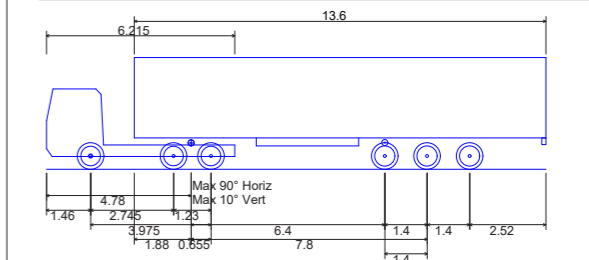
Reproduced from Ordnance Survey digital data with the permission of the Controller of Her Majesty's Stationery Office, Crown copyright (License number 100061842).

Drawn by <b>BW</b>	Approved by <b>DF</b>	Date <b>13.05.2022</b>
Scale <b>1:500 @ A3</b>	Drawing No <b>SY-21-0012.018</b>	
Drawing Title <b>CONSTRUCTION SWEEP PATHS</b>		Rev





**MAXIMUM LEGAL LENGTH ARTICULATED VEHICLE PROFILE**

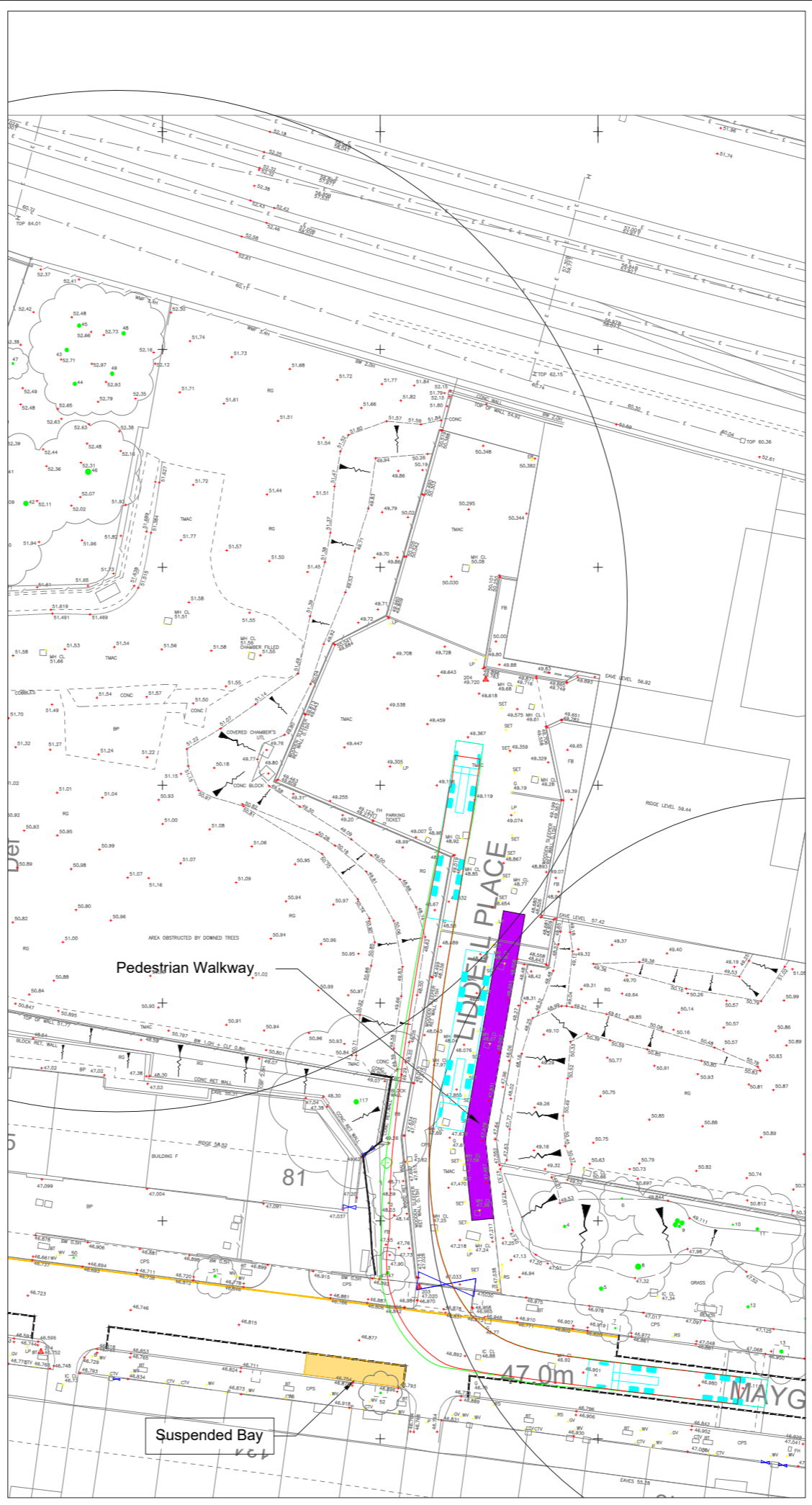
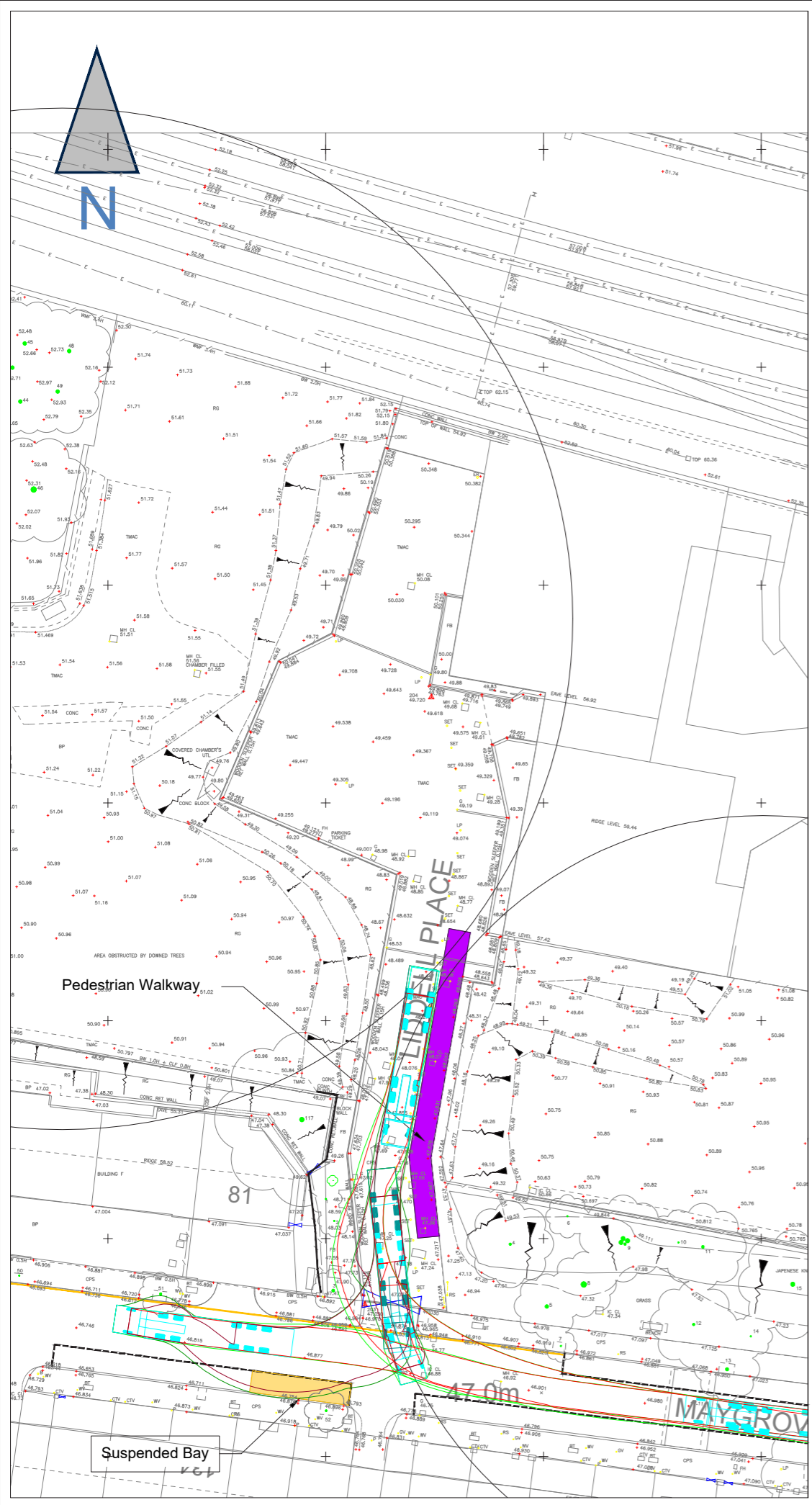


Articulated Vehicle with Twin Steered Tractor	
Overall Length	16.500m
Overall Width	2.550m
Overall Body Height	3.691m
Min Body Ground Clearance	0.426m
Max Track Width	2.500m
Lock to lock time	6.00s
Kerb to Kerb Turning Radius	6.987m

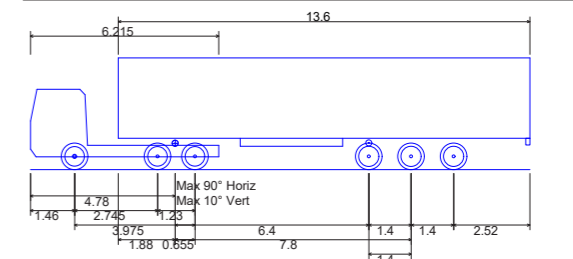
Reproduced from Ordnance Survey digital data with the permission of the Controller of Her Majesty's Stationery Office, Crown copyright (License number 100061842).

Drawn by <b>BW</b>	Approved by <b>DF</b>	Date <b>17.05.2022</b>
Scale <b>1:500 @ A3</b>	Drawing No <b>SY-21-0012.020</b>	
Drawing Title <b>CONSTRUCTION SWEEP PATHS</b>		Rev





**MAXIMUM LEGAL LENGTH ARTICULATED VEHICLE PROFILE**

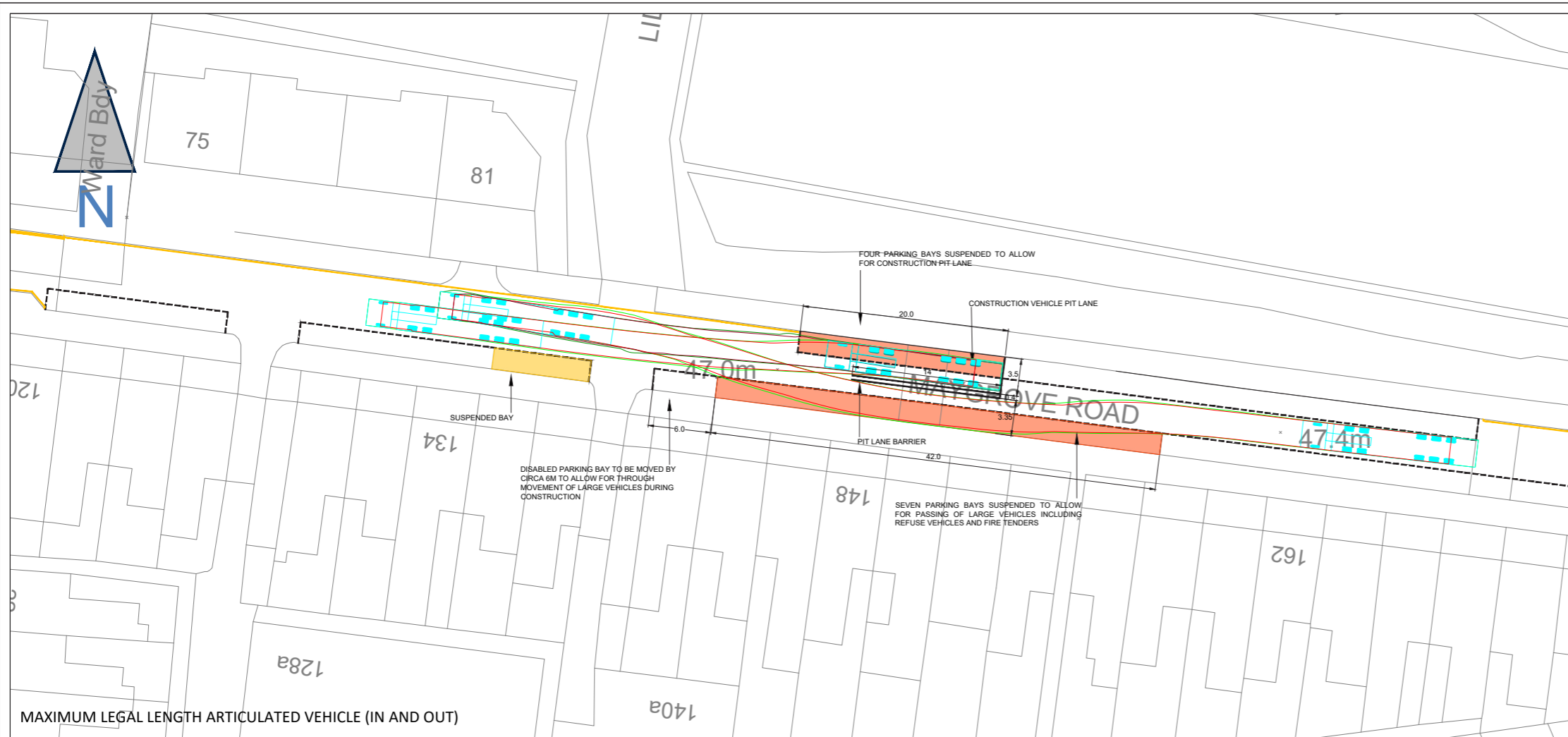


- Articulated Vehicle with Twin Steered Tractor
- Overall Length 16.500m
- Overall Width 2.550m
- Overall Body Height 3.691m
- Min Body Ground Clearance 0.426m
- Max Track Width 2.500m
- Lock to lock time 6.00s
- Kerb to Kerb Turning Radius 6.987m

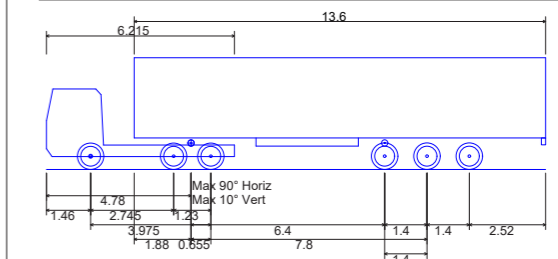


Reproduced from Ordnance Survey digital data with the permission of the Controller of Her Majesty's Stationery Office, Crown copyright (License number 100061842).

Drawn by <b>BW</b>	Approved by <b>DF</b>	Date <b>13.05.2022</b>
Scale <b>1:500 @ A3</b>	Drawing No <b>SY-21-0012.019</b>	
Drawing Title <b>CONSTRUCTION SWEEP PATHS</b>		Rev

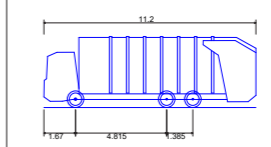


**MAXIMUM LEGAL LENGTH ARTICULATED VEHICLE PROFILE**



Articulated Vehicle with Twin Steered Tractor	16.500m
Overall Length	2.550m
Overall Width	3.691m
Overall Body Height	0.426m
Min Body Ground Clearance	2.500m
Max Track Width	6.00s
Lock to lock time	6.987m
Kerb to Kerb Turning Radius	

**LARGE REFUSE VEHICLE PROFILE**



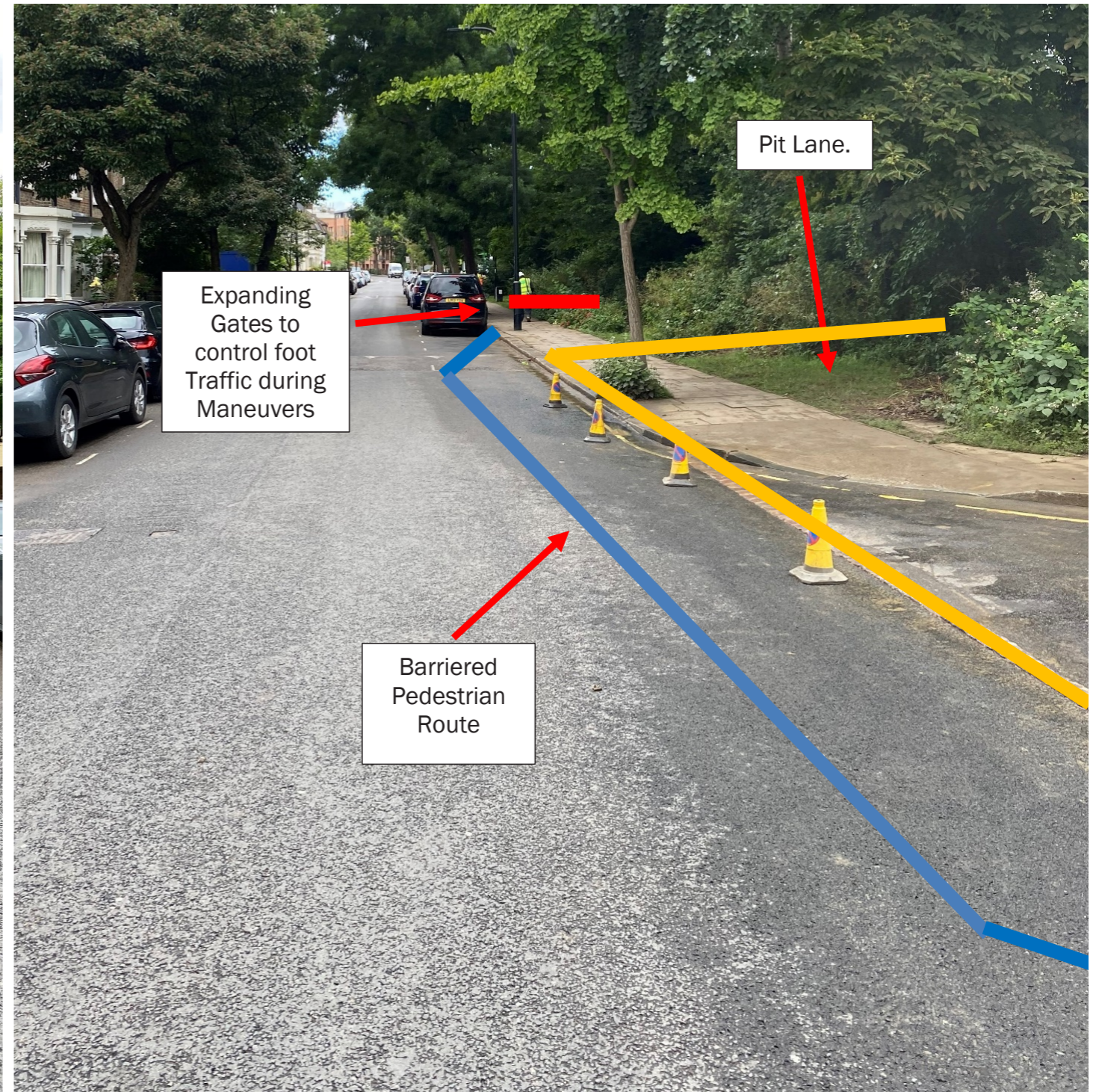
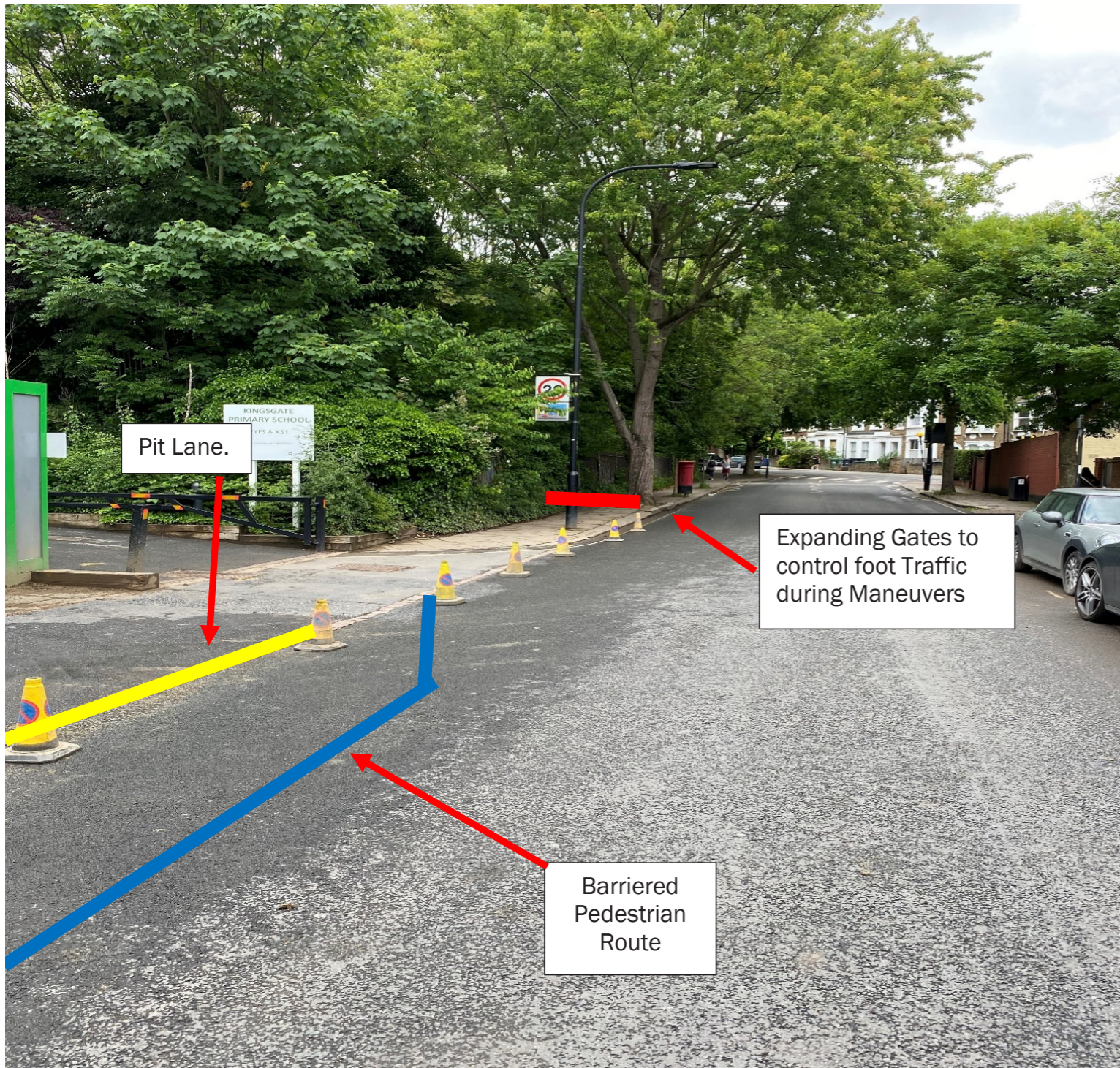
Phoenix 2 Duo (P2-15W with Elite 6x4 chassis)	11.200m
Overall Length	2.530m
Overall Width	3.751m
Overall Body Height	0.304m
Min Body Ground Clearance	2.500m
Track Width	4.00s
Lock to lock time	9.500m
Kerb to Kerb Turning Radius	

Reproduced from Ordnance Survey digital data with the permission of the Controller of Her Majesty's Stationery Office, Crown copyright (License number 100061842).

Drawn by <b>BW</b>	Approved by <b>DF</b>	Date <b>31.05.22</b>
-----------------------	--------------------------	-------------------------

Scale <b>1:500 @ A3</b>	Drawing No <b>SY-21-0012.021</b>
----------------------------	-------------------------------------

Drawing Title <b>CONSTRUCTION PIT LANE</b>	Rev <b>-</b>
---	-----------------



# MAYGROVE ROAD PIT LANE TRAFFIC MANAGEMENT IN ACCORDANCE WITH SAFETY AT STREET WORKS AND ROAD WORKS A CODE OF PRACTICE

